

**Biography  
Research  
Tictactoe  
Choice  
Menu**





# THANK YOU FOR YOUR PURCHASE



DEAR TEACHER,

THIS RESOURCE IS FOR YOUR PERSONAL CLASSROOM USE IN ONE CLASSROOM ONLY. IF YOU WOULD LIKE ADDITIONAL COPIES FOR YOUR TEAMMATES, YOU CAN PURCHASE ADDITIONAL LICENSES FOR A DISCOUNT. TO PURCHASE ADDITIONAL LICENSES, GO TO YOUR "MY PURCHASES" PAGE ON TPT AND SELECT THE NUMBER OF LICENSES YOU WISH TO PURCHASE.

DOWNLOAD NOW 

1 User License(s) Purchased 

BUY ADDITIONAL LICENSES


PLEASE VISIT MY  
**TEACHERS PAY TEACHERS** STORE:  
TEACHING IN THE *Fast Lane*  
FOR MANY DIFFERENT PRODUCTS!

[BITLY.COM/SHOPTEACHINGINTHEFASTLANE](http://BITLY.COM/SHOPTEACHINGINTHEFASTLANE)  
[WWW.TEACHINGINTHEFASTLANE.COM](http://WWW.TEACHINGINTHEFASTLANE.COM)



TERMS OF USE: © 2017TeachingInTheFastLaneLLC. ALL RIGHTS RESERVED. PURCHASE OF THIS PRODUCT ENTITLES THE PURCHASER THE RIGHT TO REPRODUCE THE PAGES FOR ONE CLASSROOM ONLY. DUPLICATION FOR MORE THAN ONE CLASSROOM SUCH AS ANOTHER TEACHER, GRADE LEVEL, SCHOOL, OR DISTRICT IS STRICTLY FORBIDDEN WITHOUT WRITTEN PERMISSION FROM THE AUTHOR. COPYING ANY PART OF THIS PRODUCT AND PLACING IT ON THE INTERNET IN ANY FORM IS STRICTLY FORBIDDEN AND IS A VIOLATION OF THE DIGITAL MILLENNIUM COPYRIGHT ACT (DMCA).

**Credits:**



# TIPS FOR SUCCESS

When students are allowed to make choices about how they learn their accountability and engagement levels are immediately increased. By using TicTacToe or Choice Boards students are empowered and feel in charge.

- Students should complete three items in a row either vertically, horizontally, or on a slant.
  - To differentiate you can adjust the number of activities each student is to complete.
- Make sure you have all materials ready for students. Nothing stifles their creativity like not having what they need to complete a project.
- Have fun with it! I have seen some of my students' most creative thinking coming from these independent projects.

# Directions

- Choose a person you would like to research.
- Find resources that will tell you about that person.
  - Books
  - Websites
  - Encyclopedias
  - Newspaper or Magazine Articles
- Choose three of the tasks TicTacToe style to complete based on the facts you have learned.
- Publish your work and turn it into your teacher.

Name \_\_\_\_\_

# \_\_\_\_\_

Date \_\_\_\_\_

# Biography Research TicTactoe

My person is \_\_\_\_\_

Create a timeline of the major events in the life of your person.

Complete a Venn-diagram comparing and contrasting your childhood with that of your person.

Fill out a job application from the point of view of your person applying for the career that made them famous.

Complete a trading card on your person. Include an illustration and important facts about their life.

Using wordle.net create a word collage of quotes said by or about your person.


Create a life map of the adult life of your person.

Create a table of contents that highlights all the important events from your person's life.

Create birth and death certificates for your person. Include the date, location, and a short paragraph about that time in his or her life.

Illustrate and write a caption for what you think are the three most important events of your person's life.

# Trading card



Facts about \_\_\_\_\_

---

---

---

---

---

---

---


---

---

---

---

# Trading card



Facts about \_\_\_\_\_

---

---

---

---

---

---

---

---

---

---

---

# Birth Certificate

**Date:**

---

**Location:**

---

---

**Parents:**

---

---

---

---

---

---

---

---

---

---

---

---

# Death Certificate

**Date:**

---

**Location:**

---

---

**Age:**

---

---

---

---

---

---

---

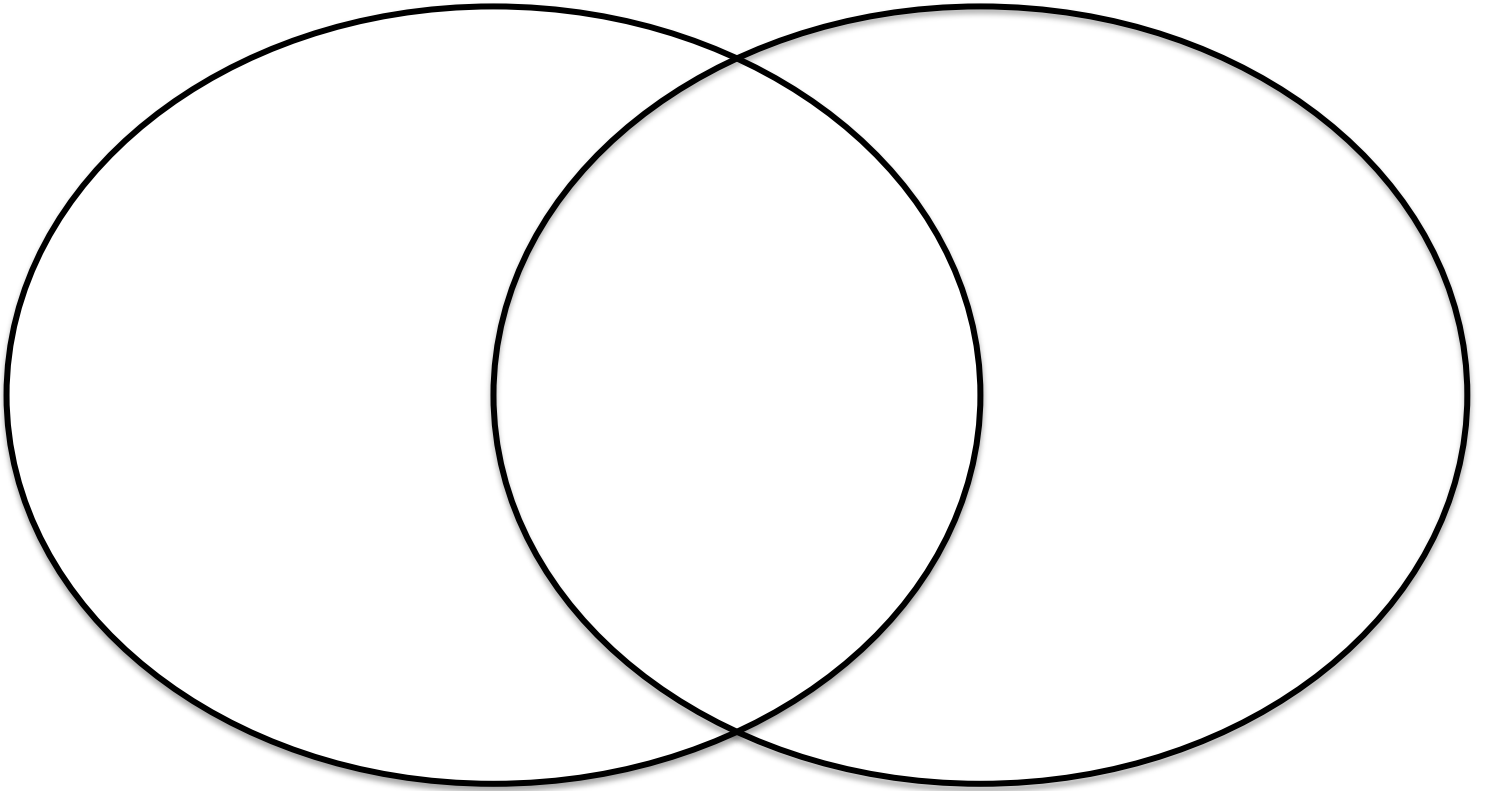
---

---

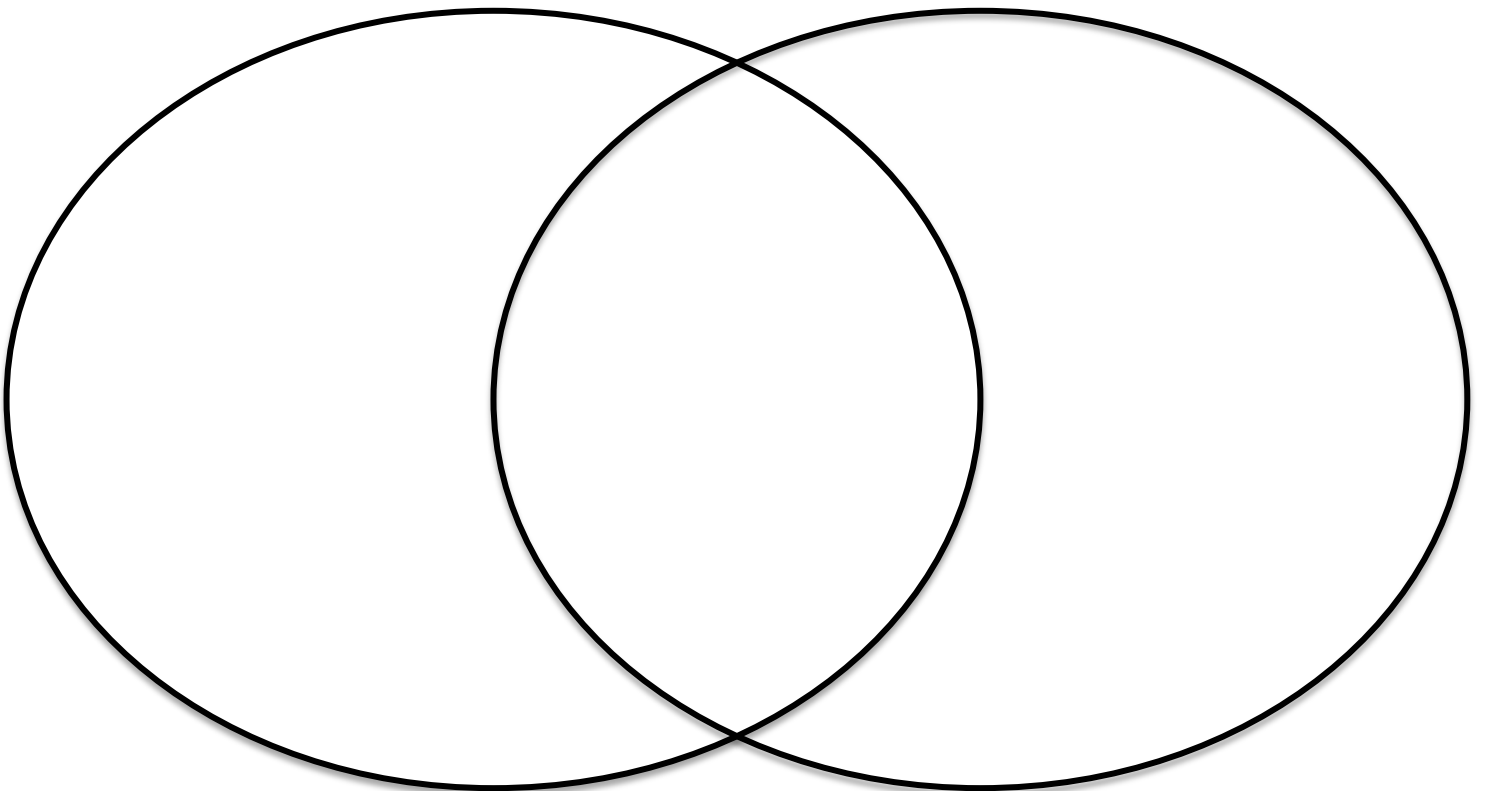
---

---

# Venn-Diagram



# Venn-Diagram





Name \_\_\_\_\_

# \_\_\_\_\_

Date \_\_\_\_\_

# Table of Contents

Event	Page #

Name \_\_\_\_\_

# \_\_\_\_\_

Date \_\_\_\_\_

# Job Application

The job I am applying for is \_\_\_\_\_

**My experience includes:**

---

---

---

---

---

**I would be good for this job because:**

---

---

---

---

---

**My educational experience includes:**

---

---

---

---

---

Name \_\_\_\_\_ # \_\_\_\_\_ Date \_\_\_\_\_

Life is not always a straight line. Sometimes there are twists and turns along the way. In the space below, draw a map of the journey you person's life took. Include at least ten major events in their life.

# Life Map

Name \_\_\_\_\_

# \_\_\_\_\_

Date \_\_\_\_\_

# Time Line

Date \_\_\_\_\_  
Event \_\_\_\_\_  
\_\_\_\_\_

Date \_\_\_\_\_  
Event \_\_\_\_\_  
\_\_\_\_\_

Date \_\_\_\_\_  
Event \_\_\_\_\_  
\_\_\_\_\_

Date \_\_\_\_\_  
Event \_\_\_\_\_  
\_\_\_\_\_  
\_\_\_\_\_

Date \_\_\_\_\_  
Event \_\_\_\_\_  
\_\_\_\_\_  
\_\_\_\_\_

Date \_\_\_\_\_  
Event \_\_\_\_\_  
\_\_\_\_\_

Date \_\_\_\_\_  
Event \_\_\_\_\_  
\_\_\_\_\_


Date \_\_\_\_\_  
Event \_\_\_\_\_  
\_\_\_\_\_

Name \_\_\_\_\_

# \_\_\_\_\_

Date \_\_\_\_\_

# ILLUSTRATION & CAPTION



---

---


---

---

---

---

---



---

---


---

---

---

---

---



---

---

---

---

---

---

---